



Name: _____


Let the Light Shine Through Data Sheet

Place a ✓ to show your predictions and observations about light.

Predictions		
foil		
wax paper		
index card		
tissue paper		
plastic square		
	bright light	some light

Actual Data		
foil		
wax paper		
index card		
tissue paper		
plastic square		
	bright light	some light

Here is the way I sequenced the 5 objects.



<p>Most light goes through</p>  <p>No light goes through</p>	<ol style="list-style-type: none"> 1. _____ 2. _____ 3. _____ 4. _____ 5. _____
---	--

Name: _____

Shades of Dark

Data Sheet

Place a ✓ to show your predictions and observations about shadows.

Predictions				Actual Data			
foil				foil			
wax paper				wax paper			
index card				index card			
tissue paper				tissue paper			
plastic square				plastic square			
							

Here is the way I classified the 5 objects into 3 groups.

Group 1	Group 2	Group 3

Here is why I classified the objects this way.

Class Transparency

Object	Light	Shadow

My Very Own Shadow

Data Sheet

Draw the Sun and your shadow in the box.

My Morning Shadow

Time: _____

The sun is (high or low) in the sky.

My shadow is _____ steps long.

Cut a piece of red yarn that reaches from head to toe on your shadow.

Measure the string with a meter stick.

My shadow is _____ cm long.

My Noon Shadow

Time: _____

The sun is (high or low) in the sky.

My shadow is _____ steps long.

Cut a piece of green yarn that reaches from head to toe on your shadow.

Measure the string with a meter stick.

My shadow is _____ cm long.

My Afternoon Shadow

Time: _____

The sun is (high or low) in the sky.


My shadow is _____ steps long.

Cut a piece of blue yarn that reaches from head to toe on your shadow.


Measure the string with a meter stick.

My shadow is _____ cm long.

Bear's Shadow Map



Shadow Changes Card Set



Time Cards


midnight	early morning
noon	late morning
evening	afternoon

Time Cards

midnight	early morning
noon	late morning
evening	afternoon

Me and My Shadow


Class Transparency for Assessment




A



B



C



D

Sequence the shadows from darkest to lightest.

Darkest: _____



Lightest: _____

Classify the objects into 3 groups:

Lets NO light go through:

Lets SOME light go through:

Lets ALMOST ALL light go through:

Me and My Shadow

Assessment

Sequence the shadows from darkest to lightest.

Darkest: _____



Lightest: _____


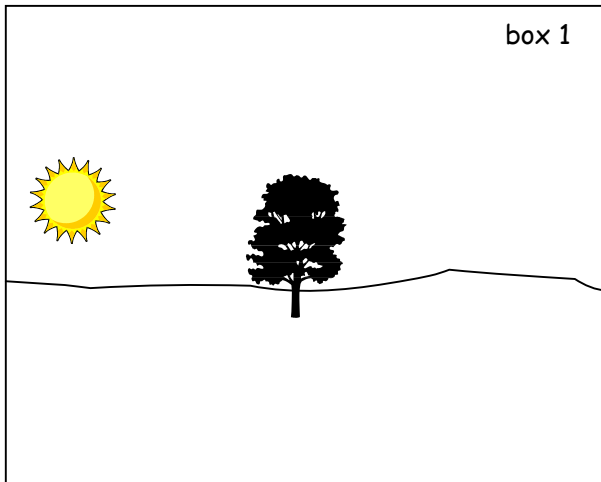
Classify the objects into 3 groups.

Lets NO light go through:

Lets SOME light go through:

Lets ALMOST ALL light go through:

Draw how the shadow of the tree would look in boxes 1 and 2.



Draw where the Sun would be to make the shadow of the tree in box 3.

