



Sense Cards

Sense of Sight



Eye

Sense of Hearing



Ear

Sense of Smell



Nose

Sense of Touch



Hand

Sense of Taste



Tongue

Name: _____

Safety Sense Contract

I am learning how to use my senses and tools to observe in science class. I know that I can learn science best if I follow these safety rules:

a. I will listen carefully to the teacher's directions, and make sure I know what to do before I begin an activity.



b. I will wait for permission to touch or use science materials or tools.



c. I will handle science materials and tools carefully, and put them away when I am finished using them.



d. I will protect my eyes by using safety goggles.

e. I will smell objects safely by holding them away from my face and wafting the smell toward me.



f. I will use my sense of taste only when given instructions and permission by the teacher.




I promise to follow these safety rules to protect myself and others.

Student signature _____

Parent signature _____

My Five Senses


Listen to the story called *My Five Senses*. Draw a picture in each box to show one object that each sense helped the child to observe.



Longer or Shorter Data Sheet

1. Put the pipe cleaners in order from shortest to longest.
2. Draw a colored line as long as each pipe cleaner to show the order.





Name: _____

Size and Weight Data Sheet

1. Cut out the pictures that match up with the round objects in the plastic bag, and sequence them in the boxes from smallest to largest.

--	--	--	--

Smallest




Largest

2. Use the flat beam balance to help you put the round objects in order from lightest to heaviest.





--	--	--	--


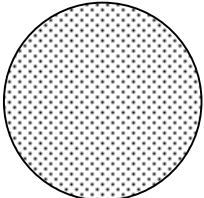


Lightest


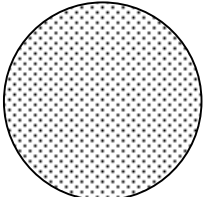





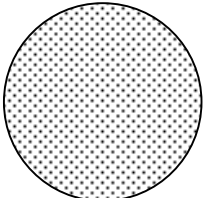


Heaviest


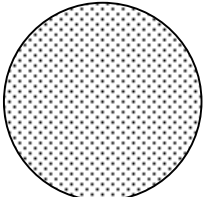


Cut out each round object on the dotted lines. Sequence and glue the objects on the Size and Weight Data Sheet.

 rubber ball	 foam ball	 wooden ball	 steel ball
--	--	---	---

 rubber ball	 foam ball	 wooden ball	 steel ball
--	--	---	---

 rubber ball	 foam ball	 wooden ball	 steel ball
---	---	---	---

 rubber ball	 foam ball	 wooden ball	 steel ball
--	--	---	---

 rubber ball	 foam ball	 wooden ball	 steel ball
--	--	---	---

more

less


longer

shorter

heavier

lighter

Cut out the pictures, and place them in order from coldest to hottest.



Wooden block



ice

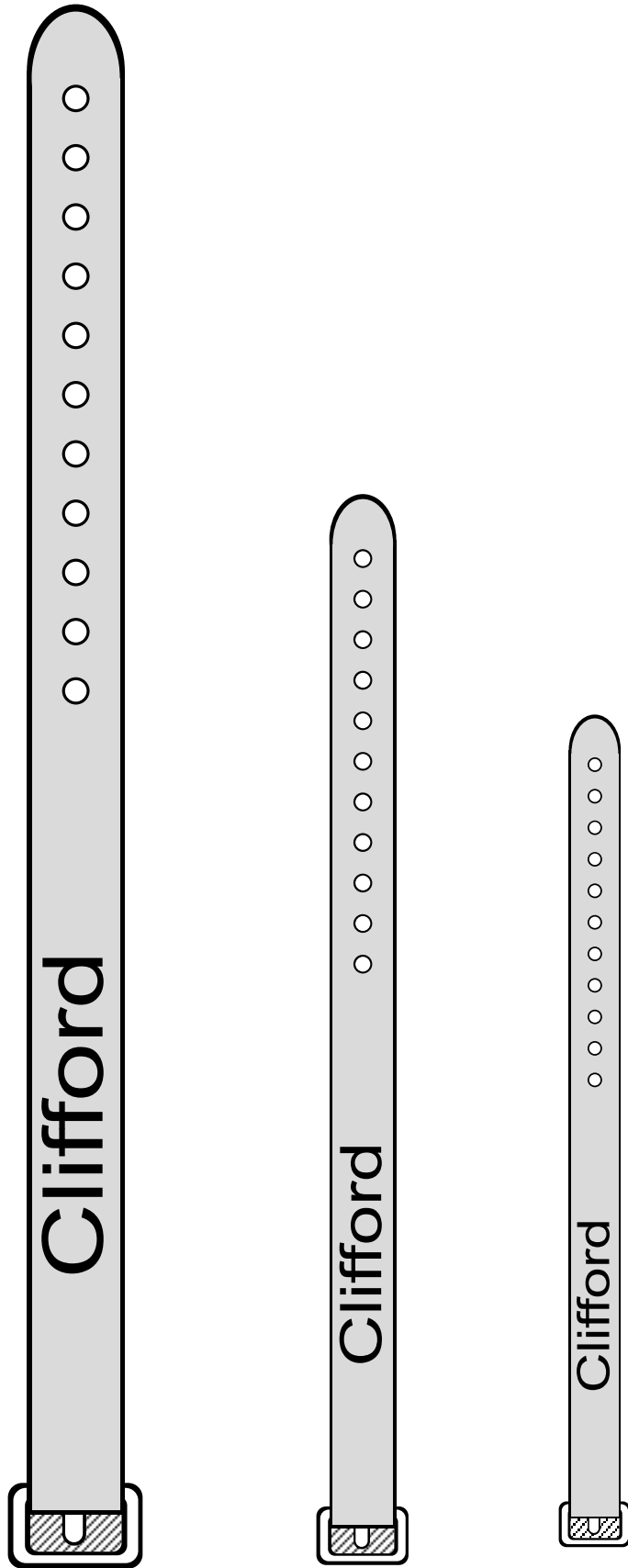


child's hand




boiling soup

Paper Model Clifford Collars




Which Holds More?


Put the stickers from the containers in the correct circle.



Less



Same



More